



# RAPID-LOC™ Pneumatic Vise for CMM


## RAPID-LOC™ Air Vise for CMM Inspections



2.5" Rapid-Loc™ Vise assembled, 12" LNL Docking Rail and 6" Plate; Configure with Regulator



2.5" Rapid-Loc™ Vise System, Assembled



2.5" Rapid-Loc™ System, Multiple Vise Assemblies mounted on Loc-N-Load™ plate. Configure with Air Regulator\*\*, tubing and additional fittings.

2.5" Rapid-Loc™ Air Vise SYSTEM—Assembled		
Part #	Description	Price
<b>RL-VISE-SYS02</b>	2.5" Rapid-Loc™ Vise SYSTEM — assembled. Soft jaws, valve and fittings included. (see product sheet)	<b>\$699.00</b>
<b>RL-Regulator</b>	Air Regulator w/mounting bracket **	<b>\$ 80.00</b>
<u>Consumable Accessories</u>		
<b>RL-SJaw-02</b>	Alum Soft Jaws (set of 2)	<b>\$ 59.99</b>
<u>ADDITIONAL Fittings (purchase for Multi-vise setups)</u>		
<b>RL-MV-Pack</b>	Multi-Vise Connector Pack: Elbows, Tees and 6' Tubing	<b>\$ 36.50</b>
<b>RL-Port-Plugs</b>	Multi-Vise Connector Port: 1/8" tube to 1/8"NPT 4 port w/3 plugs	<b>\$ 34.00</b>
See product sheet for more detail		

\*\* Quick Connect— (customer supplied) needed to attach to your compressed air \*\*

Plates and Rails sold separately



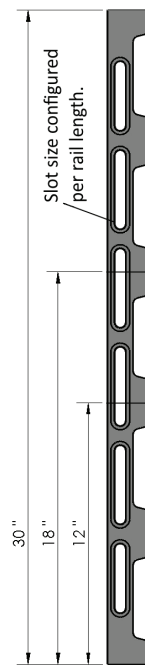
Inquire about Metric orders.

# AIR-GLIDE™ Option for Loc-N-Load™ Plates

Loc-N-Load™ fixture plates can be ordered with air assist. Let your CMM and fixture plates do the heavy work. With a flip of a switch and one pinky finger, inspectors can easily glide the weight of an anvil across the granite! Air-Glide feature can be added to the standard 12x18" plate. With the introduction of the Air-Glide feature, comes a range of larger sized plates. (See chart below.) The air assist plates are made to order and come complete with air line and switches. Simply connect to the air of your CMM to get started.

**Clear Anodized Aluminum, .5" thick, 1 x 1" spacing, 1/4-20 thread.**  
**Air-Glide plates include valves, tubing, and brackets.**

Part #	Description	A/B	Price
<i>Docking Rails</i>			
<b>LNL-DOCK-12</b>	Docking Rail 2 x 12"		\$ 280
<b>LNL-DOCK-18</b>	Docking Rail 2 x 18"		\$ 295
<b>LNL-DOCK-30</b>	Docking Rail 2 x 30"		\$ 360
<i>LNL PLATES With AIR GLIDE Feature</i>			
<b>LNL-PLT-1218-AIR</b>	LNL Plate —AIR GLIDE	12 x 18"	\$ 999
<b>LNL-PLT-1818-AIR</b>	LNL Plate —AIR GLIDE	18 x 18"	\$1699
<b>LNL-PLT-1824-AIR</b>	LNL Plate —AIR GLIDE **	18 x 24"	\$1799
<b>LNL-PLT-2424-AIR</b>	LNL Plate —AIR GLIDE **	24 x 24"	\$1899
<b>LNL-PLT-2436-AIR</b>	LNL Plate —AIR GLIDE **	24 x 36"	\$1999



\*\* AIR-GLIDE™ lets your CMM and Fixture plates do the heavy work. See our website or YouTube for demonstration videos.

//www.youtube.com/user/InspectionArsenal  
//leaninspection.com/videos/