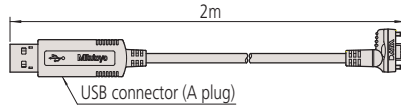


Major specifications of USB Input Tool Direct

- Output specifications:
 - Mass: 59 g
 - USB 2.0 certification
 - USB 2.0 or 1.1
 - Communication speed: 12 Mbps (full speed)
 - Power supply: USB bus power
- Illustration (Example: **USB-ITN-A**)
- Obtained
- Complies with the EU EMC Directive



Note: It is recommended to use a commercially available USB hub that has USB certification.






USB-ITPAK usage environment

Supported operating systems*	Windows 2000 SP4, Windows XP SP2 or later, Windows Vista, and Windows 7
Supported Excel versions	Excel 2000, 2002, 2003, and 2007
Hard disk	At least 20 MB of free space (required for installation)
CD-ROM drive	Required for installation
USB ports	At least two ports (for the USB dongle and USB-ITN)
Resolution	At least 800 x 600 pixels, and at least 256 displayable colors

- * 64-bit operating systems are not supported.
- The natural language selected in USB-ITPAK must be the same as that used in the operating system.

Codes for the main measuring instruments classified according to the USB Input Tool Direct code, part number, and plug type

Determine the plug type suitable for your measuring instrument (one of the seven types from **A** to **G**) in the following table, and then select the corresponding USB Input Tool Direct.

Model	USB-ITN-A	USB-ITN-B	USB-ITN-C	USB-ITN-D	USB-ITN-E	USB-ITN-F	USB-ITN-G						
Order No.	06ADV380A	06ADV380B	06ADV380C	06ADV380D	06ADV380E	06ADV380F	06ADV380G						
Whether the existence of a data switch affects usability	Incorporates a data switch, so the tool is usable regardless of whether or not the measuring instrument has a switch.			Does not incorporate a data switch, so an instrument fitted with a switch is required in order to use the instrument alone. (However, the tool can be used with USB-ITPAK.)									
Cable type	A Water-proof with switch	B Water-proof with switch	C With switch	D 10-pin plain	E 6-pin round	F Straight type	G Water-proof straight type						
Illustration of the plug that connects to the measuring instrument													
Socket type on the measuring instrument													
Codes of major compatible measuring instruments	[Digimatic Caliper /Super Caliper] -500 series CD67-S_PM CD-PMX/PM/GM -550/551 series CDC-P_PMX CDN-P_PMX [Digimatic Carbon Fiber Caliper] -552 series CFC-G/GL/GC/GU [Digimatic Depth Gage] -571 series VDS-PMX [Digimatic Scale Unit] -572 series SD-G [Digimatic Exclusive Caliper] -573 series NTD-PMX/PM 			[Digimatic Micrometer, QuantuMike] -293series MDC-MJ/MJB/MJT MDE-MJ [Tubular Inside Micrometer] -337 series IMZ-MJ -339 series IMJ-MJ [Digimatic Micrometer Head] -350 series MHN-MB/MJB/MJNB [Digimatic Exclusive Micrometer] (The end of the mark is -MJ/MJB/M/MB/PM/PMB) [Digimatic Holtest] -468 series HTD-R 			[Digimatic Micrometer Head] -164 series MHD-MB [Digimatic Caliper] -500 series CD-CX/C/S_C - 550/ 551 CDC-C/CX, CDN-C/CX [Digimatic Depth Gage] -571 series VDS-DCX/DC [Digimatic Scale Unit] -572 series SD-D/SDV-D [Digimatic Exclusive Caliper] -573 series The end of the mark is -CX/C 			Measuring instrument models that incorporate a data switch [Surface Roughness Tester] -178 series SJ-201/210/301/400/500 [Coating Thickness Gage] -179 series DGE-745/755 [Linear Height] -518 series QMH-S [Reference Gage] -515 series HMD-C [Digimatic Indicator] -543 series ID-H [Laser Scan Micrometer] -544 series LSM-9506/6100/6200/6900 [μ-checker] Digital μ-checker (Using the foot switch)			
	[Digimatic Micrometer] -121 series BD -164 series MHD-M -227 series CLM -293 series MDQ-M MDC-M [Tubular Inside Micrometer] -337 series IMZ-M [Tubular Inside Micrometer] -339 series IMJ-M [Digimatic Holtest] -468 series HTD [Reference Gage] -515 series HME-DM [Borematic] -568 series SBM-C [Hardness Testing Machines] -810 series HM-100/200 HV-100/HH-411 HR-500			[Digimatic Height Gage] -192/570/574 series HDM-A/AX, HD-A/AX HDS-H_C/C HDF-N [Digimatic Caliper] -500/550/551 series CD/CDC/CDN [Digimatic Bore Gage] -511 series CG-D [Digimatic Indicator] -543 series ID-C_X/ RB/ GB [Digimatic Depth Gage/ Digimatic Thickness Gage] -547 series Digimatic model (ID-CX) [Digimatic Carbon Fiber Caliper] -552 series CFC-P/-L/-C/-U [Digimatic Scale Unit] -572 series SD-E, SDV-E SD-F, SDV-F [Portable Hardness Testing Instruments] -811 series HH-300 			[Digimatic Indicator] -543 series ID-N ID-B 						
	Measuring instrument models that do not have a data switch [Digimatic Indicator] -543 series ID-F [Linear Gage/Counter] -542 series EF-PRH/ZR, EH-P/Z/S/D EB-P/Z/D EC-D [Litematic] -318 series VL-A/AS/AH				No corresponding models	[Digimatic Indicator] -543 series ID-C/S/C_A [Digimatic Depth Gage/ Digimatic Thickness Gage] -547 series Digimatic model (ID-C) -575 series ID-U		No corresponding models					